


TESNIT[®] BA-55 is specifically manufactured for heating systems that utilise steam or mineral oils, however it is also suitable for other applications. TESNIT[®] BA-55 has very good thermal and chemical resistance.

PROPERTIES



APPROPRIATE INDUSTRIES & APPLICATIONS

- GENERAL PURPOSE
- WATER SUPPLY
- POTABLE WATER SUPPLY
- STEAM SUPPLY
- GAS SUPPLY
- FOOD INDUSTRY
- SHIPBUILDING
- HEATING SYSTEMS

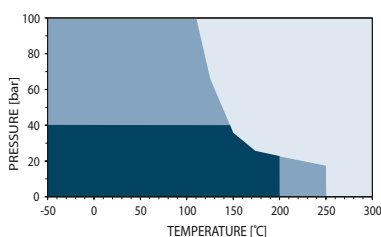
Composition	Engineered bio-soluble mineral fibers, aramid fibers, inorganic fillers, NBR binder. Optional steel wire mesh insert on request.		
Color	Dark green		
Approvals	DIN-DVGW DIN 3535-6	SVGW DIN 3535-6	DVGW VP 401
	DVGW VP 401 [5 bar]	TZW ELL	DVGW W270
	BAM (Oxygen)	BS 7531 Grade X	EC 1935/2004

TECHNICAL DATA Typical values for a thickness of 2 mm

Density	DIN 28090-2	g/cm ³	1.8
Compressibility	ASTM F36J	%	7
Recovery	ASTM F36J	%	55
Tensile strength	ASTM F152	MPa	7
Stress resistance	DIN 52913		
16 h, 50 MPa, 175 °C		MPa	35
16 h, 50 MPa, 300 °C		MPa	30
Specific leak rate	DIN 3535-6	mg/(s·m)	0.06
Thickness increase	ASTM F146		
Oil IRM 903, 5 h, 150 °C		%	8
ASTM Fuel B, 5 h, 23 °C		%	10
Compression modulus	DIN 28090-2		
At room temperature: ϵ_{KSW}		%	7.6
At elevated temperature: $\epsilon_{WSW/200\text{ °C}}$		%	11.4
Percentage creep relaxation	DIN 28090-2		
At room temperature: ϵ_{KRW}		%	3.2
At elevated temperature: $\epsilon_{WRW/200\text{ °C}}$		%	0.8
Max. operating conditions			
Peak temperature		°C/°F	350/662
Continuous temperature		°C/°F	270/518
- with steam		°C/°F	230/446
Pressure		bar/psi	100/1450

P-T DIAGRAM

EN 1514-1, Type IBC, PN 40, DIN 28091-2 / 3.8, 2.0 mm



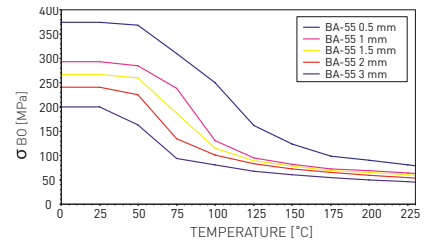
- General suitability - Under common installation practices and chemical compatibility.
- Conditional suitability - Appropriate measures ensure maximum performance for joint design and gasket installation. Technical consultation is recommended.
- Limited suitability - Technical consultation is mandatory.

Surface finish	Standard: 4AS. Optional: graphite or PTFE.
Standard dimension of sheets	Size [mm]: 1500 x 1500 3000 x 1500 4500 x 1500 Thickness [mm]: 0.5 1.0 1.5 2.0 3.0 Other sizes and thicknesses available on request.
Tolerances	On length and width: ± 5 % On thickness up to 1.0 mm: ± 0.1 mm On thickness above 1.0 mm: ± 10 %

Acetamide	+	Dioxane	-	Oleic acid	+
Acetic acid, 10%	+	Diphyl (Dowtherm A)	+	Oleum (Sulfuric acid, fuming)	-
Acetic acid, 100% (Glacial)	-	Esters	?	Oxalic acid	?
Acetone	?	Ethane (gas)	+	Oxygen (gas)	+
Acetonitrile	-	Ethers	?	Palmitic acid	+
Acetylene (gas)	+	Ethyl acetate	?	Paraffin oil	+
Acid chlorides	-	Ethyl alcohol (Ethanol)	+	Pentane	+
Acrylic acid	?	Ethyl cellulose	?	Perchloroethylene	-
Acrylonitrile	-	Ethyl chloride (gas)	-	Petroleum (Crude oil)	+
Adipic acid	+	Ethylene (gas)	+	Phenol (Carbolic acid)	-
Air (gas)	+	Ethylene glycol	+	Phosphoric acid, 40%	?
Alcohols	+	Formaldehyde (Formalin)	?	Phosphoric acid, 85%	-
Aldehydes	?	Formamide	?	Phthalic acid	+
Alum	+	Formic acid, 10%	+	Potassium acetate	+
Aluminium acetate	+	Formic acid, 85%	?	Potassium bicarbonate	+
Aluminium chlorate	?	Formic acid, 100%	-	Potassium carbonate	+
Aluminium chloride	?	Freon-12 (R-12)	+	Potassium chloride	+
Aluminium sulfate	?	Freon-134a (R-134a)	+	Potassium cyanide	+
Amines	-	Freon-22 (R-22)	?	Potassium dichromate	?
Ammonia (gas)	?	Fruit juices	+	Potassium hydroxide	?
Ammonium bicarbonate	+	Fuel oil	+	Potassium iodide	+
Ammonium chloride	+	Gasoline	+	Potassium nitrate	+
Ammonium hydroxide	+	Gelatin	+	Potassium permanganate	?
Amyl acetate	?	Glycerine (Glycerol)	+	Propane (gas)	+
Anhydrides	?	Glycols	+	Propylene (gas)	+
Aniline	-	Helium (gas)	+	Pyridine	-
Anisole	?	Heptane	+	Salicylic acid	?
Argon (gas)	+	Hydraulic oil (Glycol based)	+	Seawater/brine	+
Asphalt	+	Hydraulic oil (Mineral type)	+	Silicones (oil/grease)	+
Barium chloride	+	Hydraulic oil (Phosphate ester based)	?	Soaps	+
Benzaldehyde	-	Hydrazine	-	Sodium aluminate	+
Benzene	+	Hydrocarbons	+	Sodium bicarbonate	+
Benzoic acid	?	Hydrochloric acid, 10%	?	Sodium bisulfite	+
Bio-diesel	+	Hydrochloric acid, 37%	-	Sodium carbonate	+
Bio-ethanol	+	Hydrofluoric acid, 10%	-	Sodium chloride	+
Black liquor	?	Hydrofluoric acid, 48%	-	Sodium cyanide	+
Borax	+	Hydrogen (gas)	+	Sodium hydroxide	?
Boric acid	+	Iron sulfate	+	Sodium hypochlorite (Bleach)	?
Butadiene (gas)	+	Isobutane (gas)	+	Sodium silicate (Water glass)	+
Butane (gas)	+	Isocetane	+	Sodium sulfate	+
Butyl alcohol (Butanol)	+	Isoprene	+	Sodium sulfide	+
Butyric acid	+	Isopropyl alcohol (Isopropanol)	+	Starch	+
Calcium chloride	+	Kerosene	+	Steam	+
Calcium hydroxide	+	Ketones	?	Stearic acid	+
Carbon dioxide (gas)	+	Lactic acid	?	Styrene	?
Carbon monoxide (gas)	+	Lead acetate	+	Sugars	+
Cellosolve	?	Lead arsenate	+	Sulfur	?
Chlorine (gas)	-	Magnesium sulfate	+	Sulfur dioxide (gas)	?
Chlorine (in water)	-	Maleic acid	?	Sulfuric acid, 20%	-
Chlorobenzene	?	Malic acid	?	Sulfuric acid, 98%	-
Chloroform	-	Methane (gas)	+	Sulfuryl chloride	-
Chloroprene	?	Methyl alcohol (Methanol)	+	Tar	+
Chlorosilanes	-	Methyl chloride (gas)	?	Tartaric acid	?
Chromic acid	-	Methylene dichloride	?	Tetrahydrofuran (THF)	-
Citric acid	?	Methyl ethyl ketone (MEK)	?	Titanium tetrachloride	-
Copper acetate	+	N-Methyl-pyrrolidone (NMP)	?	Toluene	+
Copper sulfate	+	Milk	+	2,4-Toluenediisocyanate	?
Creosote	?	Mineral oil (ASTM no.1)	+	Transformer oil (Mineral type)	+
Cresols (Cresylic acid)	-	Motor oil	+	Trichloroethylene	-
Cyclohexane	+	Naphtha	+	Vinegar	+
Cyclohexanol	+	Nitric acid, 10%	-	Vinyl chloride (gas)	-
Cyclohexanone	?	Nitric acid, 65%	-	Vinylidene chloride	-
Decalin	+	Nitrobenzene	-	Water	+
Dextrin	+	Nitrogen (gas)	+	White spirits	+
Dibenzyl ether	?	Nitrous gases (NOx)	?	Xylenes	+
Dibutyl phthalate	?	Octane	+	Xylenol	-
Dimethylacetamide (DMA)	?	Oils (Essential)	+	Zinc sulfate	+
Dimethylformamide (DMF)	?	Oils (Vegetable)	+		

σ_{BO} DIAGRAM

DIN 28090-1



σ_{BO} diagrams represent σ_{BO} values for different gasket material thicknesses. These values indicate the maximum in-service compressive pressures which can be applied on the gasket area involved without destructing or damaging the gasket material.

P-T diagrams indicate the maximum permissible combination of internal pressure and service temperature which can be simultaneously applied for a given gasket according to its material type, thickness, size and tightness class. Given the wide variety of gasket applications and service conditions, these values should only be regarded as guidance for the proper gasket assembly. In general, thinner gaskets exhibit better P-T properties.

CHEMICAL RESISTANCE CHART

The recommendations made here are intended as a guideline for the selection of a suitable gasket type. As the function and durability of products are dependent upon a number of factors, the data may not be used to support any warranty claims.

- + Recommended
- ? Recommendation depends on operating conditions
- Not recommended



DONIT TESNIT, d.o.o.

Cesta komandanta Staneta 38

1215 Medvode, Slovenia

Phone: +386 (0)1 582 33 00

Fax: +386 (0)1 582 32 06

+386 (0)1 582 32 08

Web: www.donit.eu

E-mail: info@donit.eu

For disclaimer please visit <http://donit.eu/disclaimer/>

Copyright © DONIT TESNIT, d.o.o.

All rights reserved

Date of issue: 09.2017 / TDS-BA55-05-2015

All information and data quoted are based upon decades of experience in the production and operation of sealing elements. This data may not be used to support any warranty claims. With its publication this latest edition supersedes all previous issues and is subject to change without further notice.